



Entrepreneurs Registration and Incentives Management System (ERIMS)

Stamp Duty Exemption Certificate (SDEC) User Manual

ERIMS User Manual	
<i>SDEC User Manual</i>	

1 TABLE OF CONTENTS

1 SDEC (Stamp Duty Exemption Certificate)4

1.1 Step 1: Review and fill Proposed land location details 6

1.2 Step 2: Review and fill financial details 12

1.3 Step 3: Review and fill Product and Raw material details 15

1.4 Step 5: Review/Edit details filled and submit the application 20

Table of Contents

Figure 1 Apply online Page 5

Figure 2 SDEC Application form (1-14) 7

Figure 3 SDEC Application form (2-14) 8

Figure 4 SDEC Application form (3-14) 9

Figure 5 SDEC Application form (4-14) 10

Figure 6 SDEC Application form (5-14) 13

Figure 7 SDEC Application form (6-14) 14

Figure 8 SDEC Application form (7-14) 14

Figure 9 SDEC Application form (8-14) 16

Figure 10 SDEC Application form (9-14) 17

Figure 11 SDEC Application form (10-14) 17

Figure 12 SDEC Application form (11-14) 18

Figure 13 SDEC Application form (12-14) 19

Figure 14 SDEC Review page (13-14) 20


Figure 15 SDEC Acknowledgment Page (14-14) 21

ERIMS User Manual	
<i>SDEC User Manual</i>	

Figure 16 SDEC Certificate Format..... 22

Figure 17 SDEC Certificate Format..... 23

Figure 18 SDEC Certificate Format..... 24

ERIMS User Manual	
SDEC User Manual	

1 SDEC (STAMP DUTY EXEMPTION CERTIFICATE)

A. Prerequisites for SDEC

Purpose: The purpose of this service is to generate Stamp Duty Exemption Certificate for Micro, Small & Medium Enterprise/Large/Mega/ Ultra Mega units under PSI 2013.

Pre-requisites:


- User must create Login on Dol website.
- User must create Enterprise Profile.
- User must create Unit Profile.
- Micro, Small & Medium Enterprise/Large/Mega/ Ultra Mega units under PSI 2013 can generate SDEC.
- User should have access to SDEC service
- **Pre-requisites:**

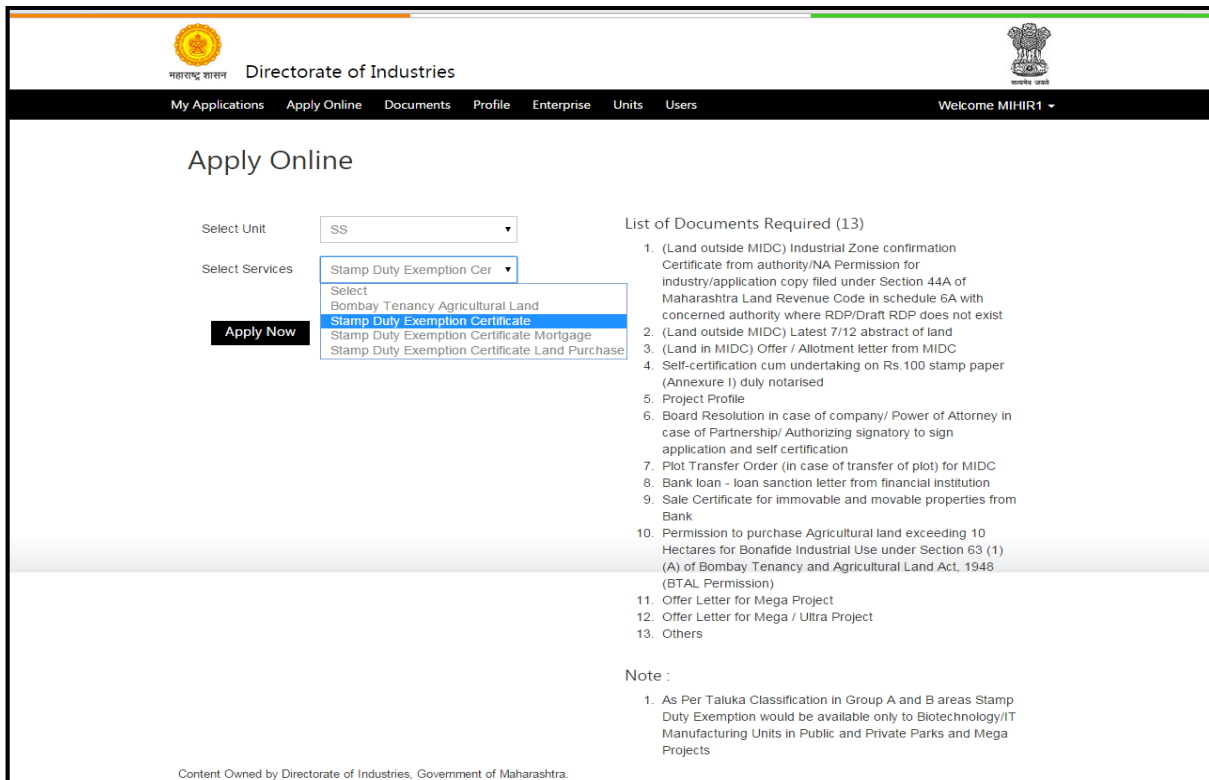
Login as: Enterprise User / Unit User

Menu: Apply Online > Select Unit > Select Service (SDEC)

B. Broad Steps for SDEC

- User needs to select Apply online from Dashboard Menu.
- User needs to select Unit for which SDEC needs to be applied from dropdown menu
- User needs to select service as SDEC and it has three options:
 - SDEC – for lease deed, rent/subletting, Deed of assignment and sale certificate,
 - SDEC Mortgage –for bank / Financial Institution loan
 - SDEC Land Purchase – for purchase of land
- Check the required documents displayed at right side and Click on "Apply now".

ERIMS User Manual	
SDEC User Manual	



Maharashtra Government Directorate of Industries
 My Applications Apply Online Documents Profile Enterprise Units Users Welcome MIHIR1

Apply Online

Select Unit:

Select Services:

Apply Now

List of Documents Required (13)

- (Land outside MIDC) Industrial Zone confirmation Certificate from authority/NA Permission for industry/application copy filed under Section 44A of Maharashtra Land Revenue Code in schedule 6A with concerned authority where RDP/Draft RDP does not exist
- (Land outside MIDC) Latest 7/12 abstract of land
- (Land in MIDC) Offer / Allotment letter from MIDC
- Self-certification cum undertaking on Rs. 100 stamp paper (Annexure I) duly notarised
- Project Profile
- Board Resolution in case of company/ Power of Attorney in case of Partnership/ Authorizing signatory to sign application and self certification
- Plot Transfer Order (in case of transfer of plot) for MIDC
- Bank loan - loan sanction letter from financial institution
- Sale Certificate for immovable and movable properties from Bank
- Permission to purchase Agricultural land exceeding 10 Hectares for Bonafide Industrial Use under Section 63 (1) (A) of Bombay Tenancy and Agricultural Land Act, 1948 (BTAL Permission)
- Offer Letter for Mega Project
- Offer Letter for Mega / Ultra Project
- Others

Note :

- As Per Taluka Classification in Group A and B areas Stamp Duty Exemption would be available only to Biotechnology/IT Manufacturing Units in Public and Private Parks and Mega Projects


Content Owned by Directorate of Industries, Government of Maharashtra.

Figure 1 Apply online Page

Further Steps:

1. Review and fill proposed land location details.
2. Review and fill financial details.
3. Review and fill Product and raw material details.
4. Upload respective necessary supporting documents for the same.
5. Review/Edit filled details and submit the application.
6. Receive the acknowledgement of the application submitted.
7. The workflow process is started and the application will be reviewed by different levels of DOI officials for approval.

Note: After final stage of approval, user receives the Certificate of approval.

ERIMS User Manual	
<i>SDEC User Manual</i>	

1.1 Step 1: Review and fill Proposed land location details

Purpose:

- In this Page, user has been facilitated for selection of New or Expansion Unit.
- In Proposed Land Section, user have to select type of Exemption, user needs to apply for Lease Deed, rental/Subletting, Sale Certificate and Deed of Assignment and user also needs to provide Location details for exemption.
- In Land Used Statement, user provides information about the area details in sq. m as per the DCR (Development Control Regulation) norms i.e. factory shade area, raw material storage area etc.
- In land used statement user provides following information; village name, Gat/Plot/ Survey number, details of land use along with provision for uploading required document e.g. 7/12 extract etc. .
- The system allows user to enter multiple land details by clicking on add land details tab.

Login: Enterprise User / Unit User

Menu: Apply Online > Select Unit > Select SDEC > Apply and select Type of SDEC Exemption.

Fields are mandatory unless specified

1 General Details 2 Financial Details 3 Product Details 4 Supporting Documents

Proposed Land Location

New Unit Unit Expansion

Applied for Exemption: (Dropdown menu: Select Option, Lease Deed, Rental/Subletting, Deed of Assignment, Sales Certificate)

District Name: Taluka Name:

BI/IT Manufacturing Details

This information is mandatory if the unit is IT/BI Manufacturing; optional otherwise.

Letter of Intent(Optional): Issue Date(Optional): Valid Till(Optional):


Land Used Statement(Area in square meter)

Applicable area as per DCR norms


Factory Shade Area	<input type="text" value="10"/>	Raw Material Storage Area	<input type="text" value="10"/>
Finished Product Storage Area	<input type="text" value="10"/>	Utilities, ETP, etc. Area	<input type="text" value="10"/>
Any Other Requirement	<input type="text" value="50"/>	Open Space Area	<input type="text" value="10"/>
Total Required Area	<input type="text" value="100,000"/>		

Figure 2 SDEC Application form (1-14)

ERIMS User Manual	
SDEC User Manual	



महाराष्ट्र शासन
Directorate of Industries



State Emblem of India

My Applications
Apply Online
Documents
Profile
Enterprise
Units
Users
Welcome MHR1 -

Stamp Duty Exemption Certificate

All fields are mandatory unless specified

1
2
3
4

General Details
Financial Details
Product Details
Supporting Documents

Proposed Land Location

New Unit Unit Expansion

Applied for Exemption

District Name

Taluka Name

Total Area(In Sq.m)

BT/IT Manufacturing Details

This information is mandatory if the unit is IT/IT Manufacturing; optional otherwise.

Letter of Intent(Optional)

Issue Date(Optional)

Valid Till(Optional)

Land Used Statement(Area in square meter)

Applicable area as per DCR norms

Factory Shade Area

Raw Material Storage Area

Finished Product Storage Area

Utilities, ETP, etc. Area

Any Other Requirement

Open Space Area

Total Required Area

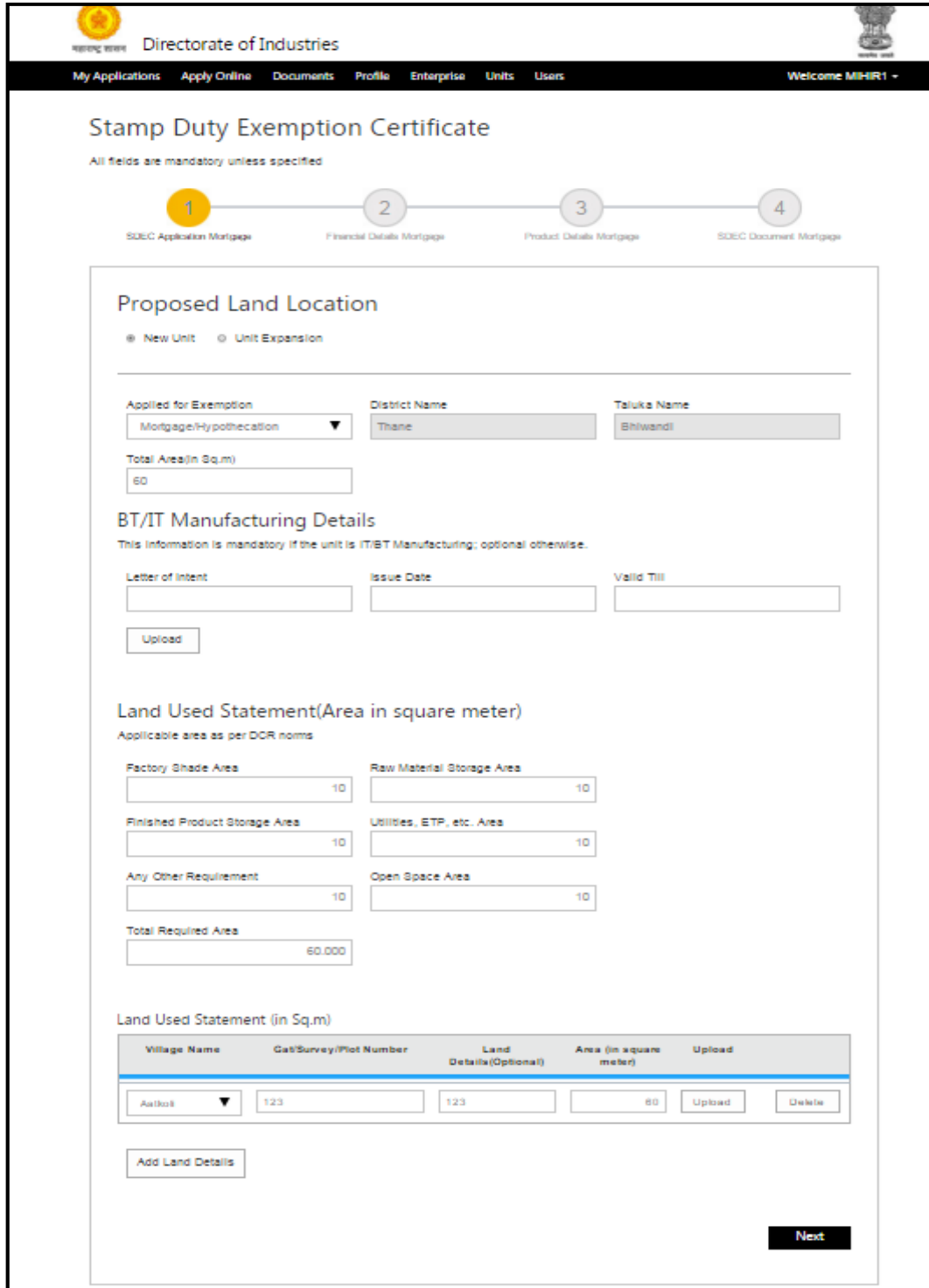
Land Used Statement (in Sq.m)

Village Name	Gat / Plot / Survey Number	Details of land Used (Optional)	Area (in square meter)	Upload Land Document
Aut	12345	wtms	100	<input type="button" value="Upload"/> <input type="button" value="View"/> <input type="button" value="Delete"/>

Figure 3 SDEC Application form (2-14)

ERIMS User Manual	
SDEC User Manual	

- SDEC Land Mortgage



Directorate of Industries

My Applications Apply Online Documents Profile Enterprise Units Users Welcome MIHR1 -

Stamp Duty Exemption Certificate

All fields are mandatory unless specified

1 SDEC Application Mortgage 2 Financial Details Mortgage 3 Product Details Mortgage 4 SDEC Document Mortgage

Proposed Land Location

New Unit Unit Expansion

Applied for Exemption: Mortgage/Hypothecation
 District Name: Thane
 Taluka Name: Bhiwandi

Total Area(in Sq.m): 60

BT/IT Manufacturing Details

This information is mandatory if the unit is IT/IT Manufacturing; optional otherwise.

Letter of Intent: [] Issue Date: [] Valid Till: []
 Upload: []

Land Used Statement(Area in square meter)

Applicable area as per DCR norms

Factory Shade Area: 10 Raw Material Storage Area: 10
 Finished Product Storage Area: 10 Utilities, ETP, etc. Area: 10
 Any Other Requirement: 10 Open Space Area: 10
 Total Required Area: 60.000

Land Used Statement (in Sq.m)

Village Name	Gat/Survey/Plot Number	Land Details(Optional)	Area (in square meter)	Upload
Aankoli	123	123	60	Upload

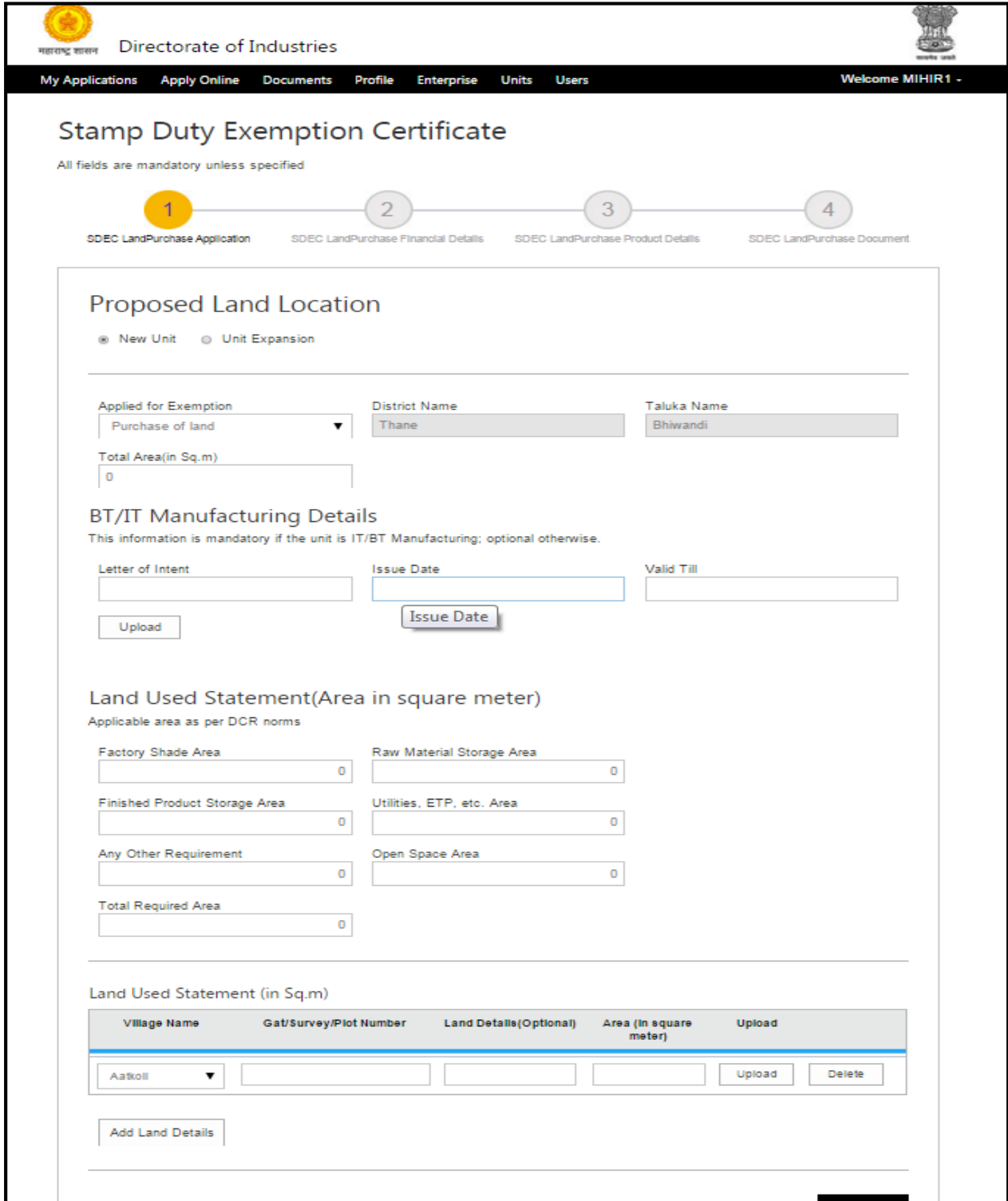
Add Land Details []

Next

Figure 4 SDEC Application form (3-14)

ERIMS User Manual	 ROLTA
SDEC User Manual	

- SDEC Land Purchase**



Stamp Duty Exemption Certificate

All fields are mandatory unless specified

1 SDEC LandPurchase Application 2 SDEC LandPurchase Financial Details 3 SDEC LandPurchase Product Details 4 SDEC LandPurchase Document

Proposed Land Location

New Unit Unit Expansion

Applied for Exemption: Purchase of land
 District Name: Thane
 Taluka Name: Bhiwandi
 Total Area(in Sq.m): 0

BT/IT Manufacturing Details
 This information is mandatory if the unit is IT/BT Manufacturing; optional otherwise.

Letter of Intent: [Upload]
 Issue Date: [Issue Date]
 Valid Till: []

Land Used Statement(Area in square meter)
 Applicable area as per DCR norms


Factory Shade Area: 0 Raw Material Storage Area: 0
 Finished Product Storage Area: 0 Utilities, ETP, etc. Area: 0
 Any Other Requirement: 0 Open Space Area: 0
 Total Required Area: 0

Land Used Statement (in Sq.m)

Village Name	Gat/Survey/Plot Number	Land Details(Optional)	Area (In square meter)	Upload
Aatkoll				Upload Delete


Add Land Details

Figure 5 SDEC Application form (4-14)

ERIMS User Manual	
SDEC User Manual	

Field Details of Proposed land location for SDEC

Field Name	Description
New /Unit Expansion	Radio button for new or expansion and user needs to check either new or expansion.
Applied for Exemption	User needs to select one option from system populated drop down value.
District Name	District Name is auto populated by system from unit profile.
Taluka Name	Taluka Name is auto populated by system from unit profile.
Village Name	Depending upon selection of District and Taluka, system will auto populate villages name in the Taluka in drop down menu and user needs to select one value from it.
Total Area (in Sq m)	Total Area (in Sq. m) is a MANDATORY field with float data type and user must enter the value for the same.
Factory Shade Area	User needs to enter the value for the Factory Shade Area.
Raw Material Storage Area	User needs to enter the value for the Raw Material Storage Area which is float type up to 3 decimal places.
Finished Product Storage Area	User needs to enter the value for the Finished Product Storage Area which is float type up to 3 decimal places.
Utilities ETP etc. Area	User needs to enter the value for the Utilities, ETP etc. Area which is float type up to 3 decimal places.


ERIMS User Manual	
<i>SDEC User Manual</i>	

Field Name	Description
Other Space Area	User needs to enter the value for the Other Space Area which is float type up to 3 decimal places.
Any Other Requirement	User needs to enter the value for the any other requirement which is float type up to 3 decimal places.
Total Required Area	Total Required Area is a MANDATORY field and is calculated by the summation of the above values and should be equal to 'Total Area'.
Gat/Survey/Plot Number	This is a MANDATORY field and is entered by the user.
Details of Land Used	Details of Land Used is a optional field and is entered by the user.
Area(in Sq m)	Area (in Sq m) is a MANDATORY field and is entered by the user.
Upload	Clicking on upload button, opens the file selection screen and select the file. The file must be pdf and file size must not exceed 5 MB.

1.2 Step 2: Review and fill financial details

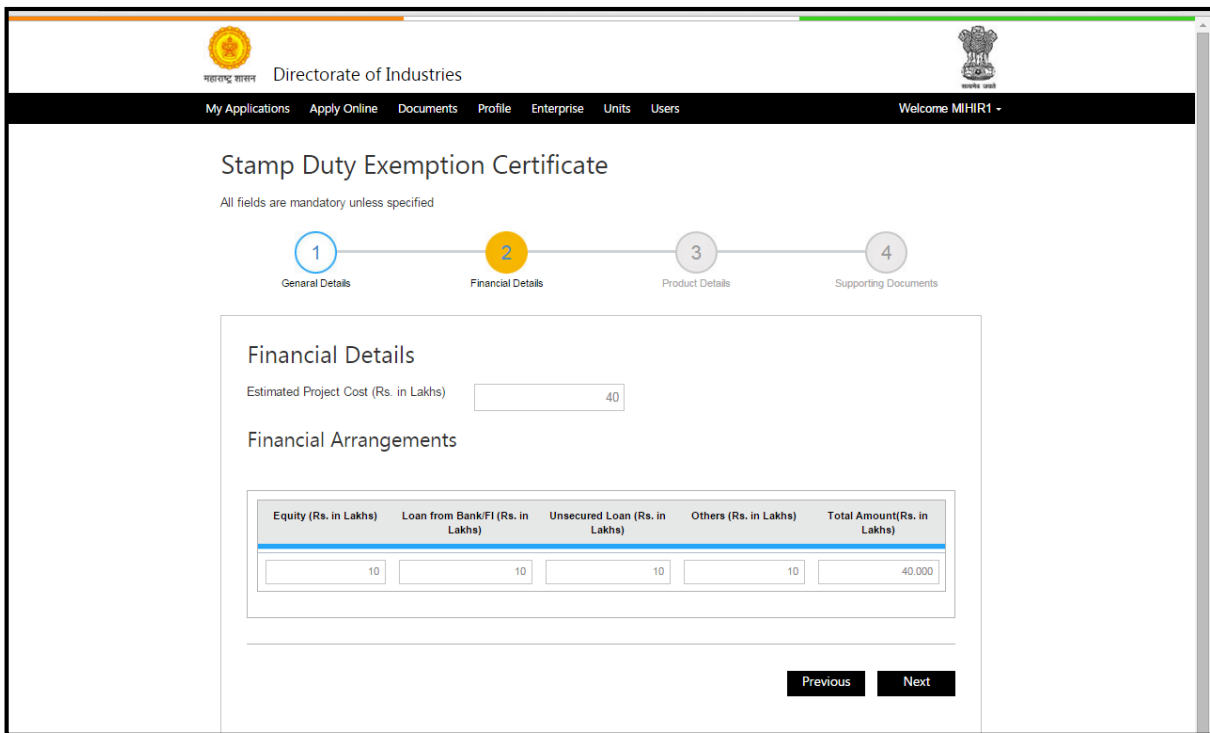
Purpose:

- Financial details page enables user to provide Projected Estimated Cost of the project.
- User needs to provide information about Financial Arrangements i.e. Equity, Loan from Bank/ Financial Institution, Unsecured Loans, others and total amount.

ERIMS User Manual	
SDEC User Manual	

- In case of SDEC Mortgage user provides additional information about Financial Arrangements i.e. Bank Name , District Name, Taluka Name, Branch Name, Term Loan Amount, Letter No., and provision to upload required letter
- Menu:** Apply Online > Select Unit > Select SDEC > Apply>Financial Details

- **SDEC Financial Details page**



Stamp Duty Exemption Certificate

All fields are mandatory unless specified

1 General Details 2 Financial Details 3 Product Details 4 Supporting Documents

Financial Details

Estimated Project Cost (Rs. in Lakhs)


Financial Arrangements

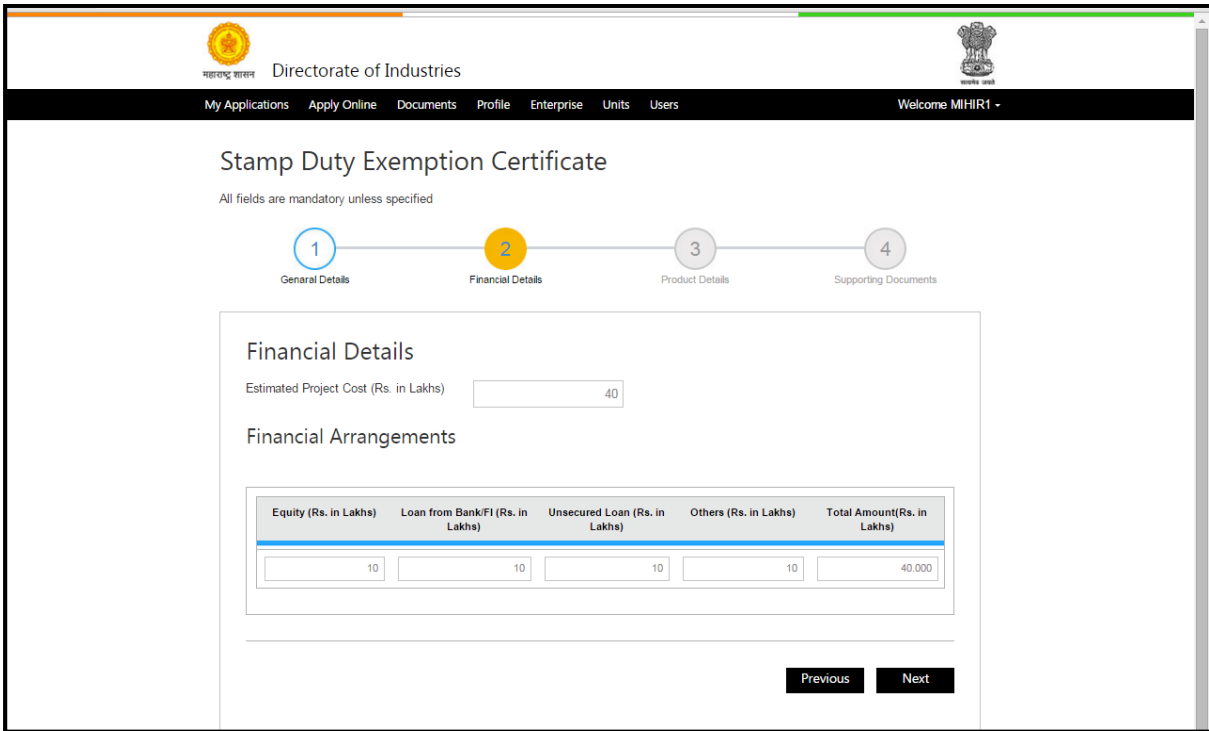
Equity (Rs. in Lakhs)	Loan from Bank/FI (Rs. in Lakhs)	Unsecured Loan (Rs. in Lakhs)	Others (Rs. in Lakhs)	Total Amount (Rs. in Lakhs)
<input type="text" value="10"/>	<input type="text" value="10"/>	<input type="text" value="10"/>	<input type="text" value="10"/>	<input type="text" value="40,000"/>

Previous Next

Figure 6 SDEC Application form (5-14)

- **SDEC Financial details page for Mortgage**

ERIMS User Manual	
SDEC User Manual	



Directorate of Industries
 Welcome MIHIR1

Stamp Duty Exemption Certificate
 All fields are mandatory unless specified

Progress: 1 General Details, 2 **Financial Details**, 3 Product Details, 4 Supporting Documents

Financial Details
 Estimated Project Cost (Rs. in Lakhs)

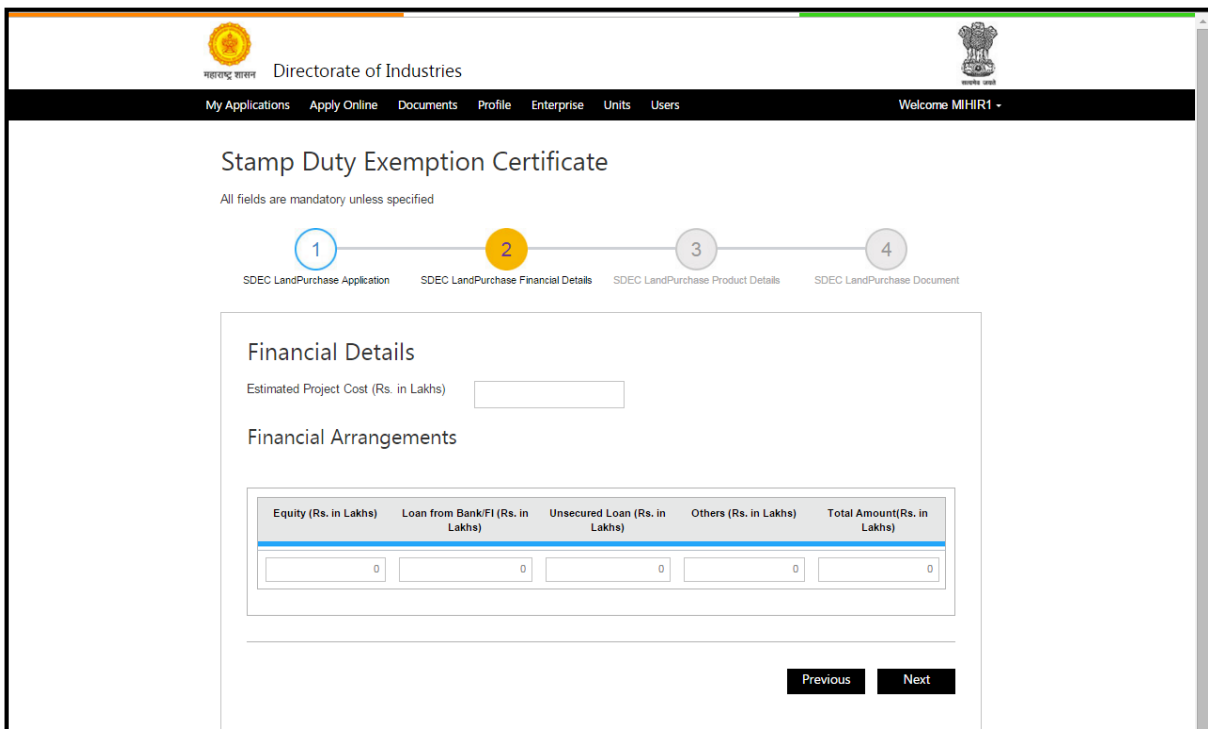
Financial Arrangements

Equity (Rs. in Lakhs)	Loan from Bank/FI (Rs. in Lakhs)	Unsecured Loan (Rs. in Lakhs)	Others (Rs. in Lakhs)	Total Amount(Rs. in Lakhs)
<input type="text" value="10"/>	<input type="text" value="10"/>	<input type="text" value="10"/>	<input type="text" value="10"/>	<input type="text" value="40,000"/>

Previous Next

Figure 7 SDEC Application form (6-14)

- **SDEC - Financial details page for Land Purchase**



Directorate of Industries
 Welcome MIHIR1

Stamp Duty Exemption Certificate
 All fields are mandatory unless specified

Progress: 1 SDEC LandPurchase Application, 2 **SDEC LandPurchase Financial Details**, 3 SDEC LandPurchase Product Details, 4 SDEC LandPurchase Document


Financial Details
 Estimated Project Cost (Rs. in Lakhs)

Financial Arrangements

Equity (Rs. in Lakhs)	Loan from Bank/FI (Rs. in Lakhs)	Unsecured Loan (Rs. in Lakhs)	Others (Rs. in Lakhs)	Total Amount(Rs. in Lakhs)
<input type="text" value="0"/>	<input type="text" value="0"/>	<input type="text" value="0"/>	<input type="text" value="0"/>	<input type="text" value="0"/>

Previous Next

Figure 8 SDEC Application form (7-14)

ERIMS User Manual	
SDEC User Manual	

Field Details of Financial details for SDEC

Field Name	Description
Projected Estimated Cost	This is MANDATORY field and need to be filled by the user.
Name of Financial Institute	Auto complete Textbox. User needs to enter the Name of Bank/Financial Institute; maximum of 100 characters
District Name	Auto complete textbox. User needs to enter the District Name.
Taluka Name	Auto complete textbox. User needs to enter the Taluka Name based upon the selection of District Name.
Branch Name	Branch Name is a MANDATORY field. Enter Bank branch name.
Term Loan Amount	Enter the total term loan amount for that particular bank.
Letter No.	Letter No. is a MANDATORY field and user needs to enter number of loan sanction letter. .
PI add description of equity, loan from bank, unsecured loan, others and total amount	

1.3 Step 3: Review and fill Product and Raw material details

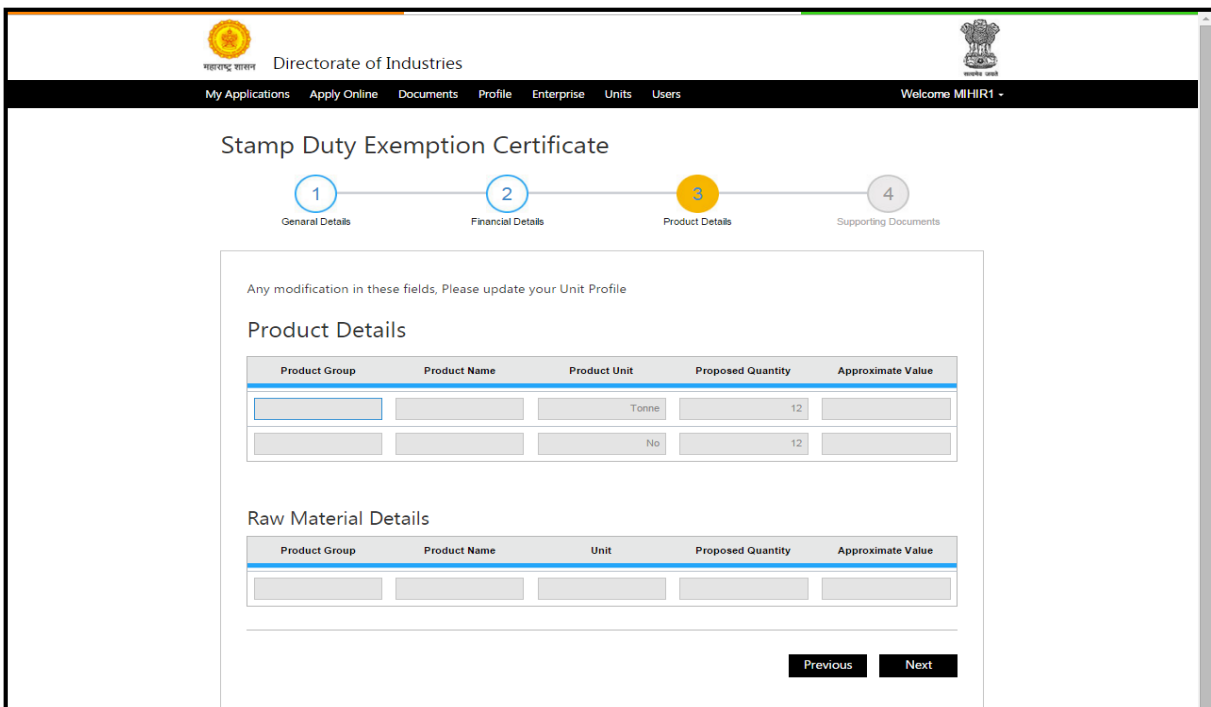
Purpose:

ERIMS User Manual	
SDEC User Manual	

- Product and Raw Product Details values are populated from the system against the unit from Unit Profile.

Menu: Apply Online > Select Unit > Select SDEC > Apply> Product Details > Next > Raw Material Details

- SDEC Product details page



Stamp Duty Exemption Certificate

1 General Details 2 Financial Details 3 Product Details 4 Supporting Documents

Any modification in these fields, Please update your Unit Profile

Product Details

Product Group	Product Name	Product Unit	Proposed Quantity	Approximate Value
		Tonne	12	
		No	12	

Raw Material Details

Product Group	Product Name	Unit	Proposed Quantity	Approximate Value

Previous Next

Figure 9 SDEC Application form (8-14)

- SDEC Product details page for 'Mortgage'

ERIMS User Manual	
SDEC User Manual	

Figure 10 SDEC Application form (9-14)

- **SDEC Product details page for 'Land Purchase'**

Figure 11 SDEC Application form (10-14)

ERIMS User Manual	
SDEC User Manual	

Field Details of Product & Raw Material Details for SDEC

Field Name	Description
Product Details	System will auto populate Product details from Unit Profile.
Raw Material Details	System will auto populate Raw material details from Unit Profile.


Step 4: Upload Supporting documents

Purpose: This screen gives provision for uploading required documents like Zone confirmation letter, Plot allotment letter, Project Profile etc.

Menu: Apply Online > Select Unit > Select SDEC > Apply>Financial Details > Next > Product Details> Raw material Details >Next >SDEC Document.

- SDEC Supporting Document page for Mortgage and Land Purchase

Figure 12 SDEC Application form (11-14)

ERIMS User Manual	
SDEC User Manual	

Upload the requested documents in .PDF format. The document should not exceed 5MB in size.
You can also select a document uploaded earlier from My Documents

Please attach documents as Applicable


Please correct below errors
• Please upload the documents against the highlighted section

Document Name	My Documents			
(Land outside MIDC) Industrial Zone confirmation Certificate from authority/NA Permission for industry/application copy filed under Section 44A of Maharashtra Land Revenue Code in schedule 6A with concerned authority where RDP/Draft RDP does not exist	New	Choose File	No file chosen	Upload
(Land outside MIDC) Latest 7/12 abstract of land	New	Choose File	No file chosen	Upload
(Land in MIDC) Offer / Allotment letter from MIDC	New	Choose File	No file chosen	Upload
Self-certification cum undertaking on Rs.100 stamp paper (Annexure I) duly notarised	Self-certification cum undertakir	Choose File	ASP.NET ...han.pdf	Upload
Project Profile	Project Profile	Choose File	ASP.NET ...han.pdf	Upload
Board Resolution in case of company/ Power of Attorney in case of Partnership/ Authorizing signatory to sign application and self certification	Project Profile	Choose File	ASP.NET ...han.pdf	Upload
Plot Transfer Order (in case of transfer of plot) for MIDC	New	Choose File	No file chosen	Upload
Bank loan - loan sanction letter from financial institution	New	Choose File	No file chosen	Upload
Sale Certificate for immovable and movable properties from Bank	New	Choose File	No file chosen	Upload
Permission to purchase	New	Choose File	No file chosen	Upload

Figure 13 SDEC Application form (12-14)

Field Details:

1. In this step, user needs to upload required supporting document for the application.
2. User needs to select Document Name then click on “Choose File” button to select specific file from System folder.
3. Once file is selected then user needs to click on Upload button. It will take some time to upload the document.
4. Only PDF document of 5 MB size is accepted by ERIMS Application.
5. If user needs to upload multiple documents under same heading e.g. various IEM/ NA Permissions etc. then it can be uploaded in one single PDF file. If the files are uploaded separately, the system will automatically delete the earlier file.
6. Once all documents are uploaded then user needs to click on next button.

ERIMS User Manual	
SDEC User Manual	

1.4 Step 5: Review/Edit details filled and submit the application

Purpose: This screen gives provision of reviewing and editing the details filled by user for confirmation. Once confirmed, user can submit application form.

Menu: Apply Online > Select Unit > Select SDEC > Apply>Financial Details > Next > Product Details> Raw material Details >Next >SDEC Document> Review

- **SDEC Review page for Mortgage and Land Purchase**

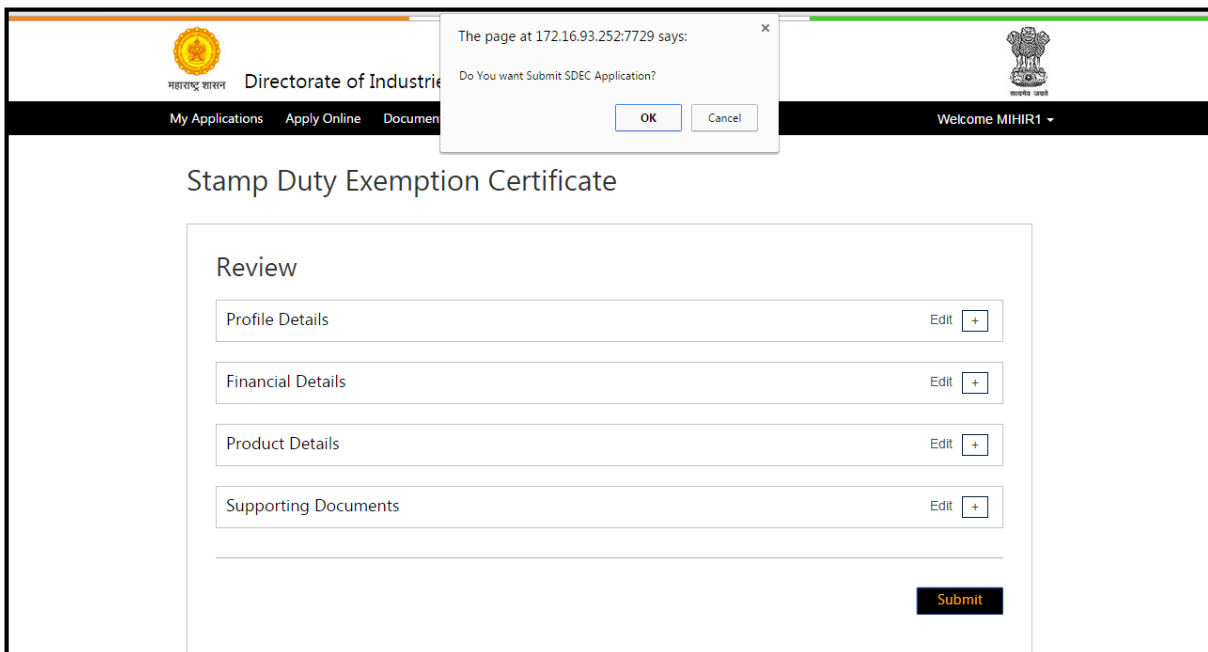



Figure 14 SDEC Review page (13-14)

Field Details:

1. User needs to check all the details entered in application by clicking on '+' icon.
2. If user wants to update any data, user can click on "Edit" button.
3. If all data is correct then user needs to click on submit button for application submission.
4. Once Application is submitted then it will go to DoI (Directorate of Industries) workflow for approval.

ERIMS User Manual	
SDEC User Manual	

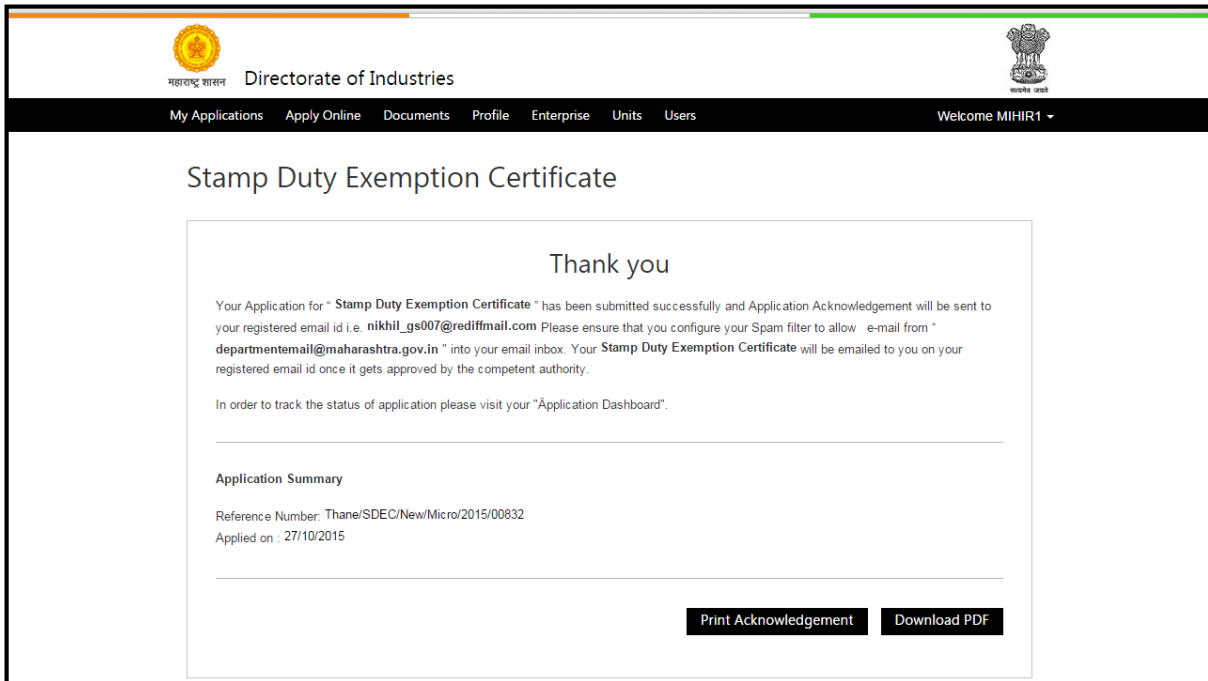
- If any issues are identified by the department then they can raise query for further clarification.
- User can track the application status on Dashboard in Progress section.

Step 6: Receive the acknowledgement of the application submitted

Purpose: This page issues acknowledgement of successful submission of SDEC application.

Menu: Apply Online > Select Unit > Select SDEC > Apply>Financial Details > Next > Product Details > Raw material Details > Next >SDEC Document> Review > Acknowledgement

- SDEC Acknowledgement for Mortgage and Land Purchase**



The screenshot displays the 'Stamp Duty Exemption Certificate' acknowledgement page. At the top, there is a header for the Directorate of Industries with the state emblem of Maharashtra. A navigation bar includes links for 'My Applications', 'Apply Online', 'Documents', 'Profile', 'Enterprise', 'Units', and 'Users', along with a user greeting 'Welcome MIHIR1'. The main content area features a large 'Thank you' heading, followed by a paragraph stating that the application for a Stamp Duty Exemption Certificate has been submitted successfully and that an acknowledgement will be emailed to the user's registered email address (nikhil_gs007@rediffmail.com). It also provides instructions to check the application status on the 'Application Dashboard'. Below this, an 'Application Summary' section lists the reference number 'Thane/SDEC/New/Micro/2015/00832' and the application date '27/10/2015'. At the bottom right, there are two buttons: 'Print Acknowledgement' and 'Download PDF'.

Figure 15 SDEC Acknowledgment Page (14-14)

ERIMS User Manual	
SDEC User Manual	

Note: After final stage of approval, User receives the Certificate of approval.

GOVERNMENT OF MAHARASHTRA
महाराष्ट्र शासन
DIRECTORATE OF INDUSTRIES
उद्योग संचालनालय

No.DVPSI-2013/New/M/s. SHRINWAS SPINTEX IND. PVT.LTD./SDECNo.00017/2015
दिनांक:07/10/2015

प्र.सं.प्र.प.व.व

M/s. SHRINWAS SPINTEX IND. PVT.LTD., हा उद्योग घटक Survey No.33/1,Tambhari, तालुका - Hinganghat, जिल्हा - Wardha (एकूण जमीन क्षेत्र 20400 हेक्टर आर) वेधे नवीन उद्योग प्रस्थापित करित आहे. सदर घटकांस महाराष्ट्र मुद्रांक शुल्क अधिनियम-1947 अंतर्गत शासन अधिसूचना क्र. मुद्रांक-2013/अजी.सं.क्र14/प्र.क्र 234/न-1,दिनांक 14.04.2013 अंतर्गत अनुसूचीतील अनुक्रमांक 1 नुसार 'नवीन उद्योग घटक' म्हणून प्रमाणित करण्यात येत आहे.

सदर मुद्रांक शुल्क सवलत प्रमाणपर हे घटकांस मंजूर केलेल्या एकूण रु 3500 लाख एवढ्या दीर्घ मुदतीच्या कर्जासाठी महाराष्ट्र मुद्रांक शुल्क अधिनियम -1947 (1947 चा अधिनियम 60) यांचे कलम 9 च्या खंड (अ) प्रमाणे (अनुच्छेद 6 खालील) तराण, गहाण व हक्कनिक्षेप ठेव संलेख, (अनुच्छेद 33 खालील) गहाण मालमतेवर अधिक आर सहायगा संलेख आणि (अनुच्छेद 40 खालील) गहाण विलेख निष्पादित करणेसाठी देण्यांत येत आहे.

सोबत जोडलेल्या प्रपत्रातील माहिती दस्तऐवज निष्पादित केव्हांनंतर तात्काळ या कार्यालयात सादर करावी.

NITIN PATEL
अतिरिक्त उद्योग संचालक
मुद्रांक कार्यालय, Mumbai

कार्यालयाचा पत्ता :-
M/s. SHRINIWAS SPINTEX IND. PVT.LTD.,
124,walls street, goregaon , Mumbai Suburban,
तालुका - Mumbai Suburban, जिल्हा - Mumbai Suburb ,400063.

कारखान्याचा पत्ता :-
M/s. SHRINIWAS SPINTEX IND. PVT.LTD.,
Survey No.33/1,Tambhari,
तालुका - Hinganghat, जिल्हा - Wardha ,400000.

पत्र :-
1) जिल्हा सह निबंधक तथा मुद्रांक जिल्हा अधिकारी, Wardha.
2) महाव्यवस्थापक, जिल्हा उद्योग केंद्र, Wardha.

Directorate of Industries, II Floor, New Administrative Building, Opposite Mantralaya, Madam Cama Road,Mumbai - 400032.
दूरध्वनी: (022) 22028100 / (022) 22023584 E-mail: dipsi@maharashtra.gov.in
फॅक्स नंबर: (022) 22026826

Figure 16 SDEC Certificate Format

<p>GOVERNMENT OF MAHARASHTRA महाराष्ट्र शासन DIRECTORATE OF INDUSTRIES उद्योग संचालनालय</p>
<p>No.DVPSI-2013/New/M/s. PARASON MACHINERY INDIA PVT.LTD./SDEC No.00820/2015 दिनांक: 08/10/2015</p>
<p>प्र.,म.,प्र.,प्र.,प्र.</p>
<p>M/s. PARASON MACHINERY INDIA PVT.LTD. हा उद्योग घटक Plot No.W-16, MIDC Chikalthana,Chincholi, तालुका - Aurangabad, जिल्हा - Aurangabad (एकूण जमीन क्षेत्र 980 चौ.मी.) येथे नवीन उद्योग प्रस्थापित करित आहे. सदर घटकस महाराष्ट्र मुद्रांक शुल्क अधिनियम-१९५८ अंतर्गत शासन अधिसूचना क्र. मुद्रांक-२०१३/अनौ.सं.क्र १९ /प्र.क्र २३५ (२)/म-१, दिनांक ४.०९.२०१३ अंतर्गत अनुसूचीतील अनुक्रमांक १ नुसार 'नवीन उद्योग घटक' म्हणून प्रमाणित करण्यात येत आहे.</p> <p>सदर मुद्रांक शुल्क सवलत प्रमाणपर हे उपरोक्तित गट क्र W-16 (एकूण जमीन क्षेत्र 980 चौ.मी.) च्या आधेपट्टा कराराचे हस्तांतरणासाठी महाराष्ट्र मुद्रांक शुल्क अधिनियम - १९५८ (१९५८ चा अधिनियम ६०) याचे कलम ९ च्या खंड (अ) प्रमाणे (अनुच्छेद ६० खालील) आधेपट्ट्याचे हस्तांतरण निष्पादित करणेसाठी देण्यात येत आहे.</p> <p>सोबत जोडलेल्या प्रपत्रातील माहिती दस्तऐवज निष्पादित केल्यानंतर तात्काळ या कार्यालयस सद्य करावी.</p>
<p>NITIN PATEL अतिरिक्त उद्योग संचालक मुख्य कार्यालय, Mumbai</p>
<p>कार्यालयाचा पत्ता :- M/s. PARASON MACHINERY INDIA PVT.LTD., 124,walls street, goregaon , Mumbai Suburban, तालुका - Mumbai Suburban, जिल्हा - Mumbai Suburb, 400063.</p>
<p>कार्यालयाचा पत्ता :- M/s. PARASON MACHINERY INDIA PVT.LTD., Plot No.W-16, MIDC Chikalthana,Chincholi, तालुका - Aurangabad, जिल्हा - Aurangabad, 421322.</p>
<p>पत्र :- 1) जिल्हा सह निर्बंधक तथा मुद्रांक जिल्हा अधिकारी, Aurangabad. 2) महालयवस्थापक, जिल्हा उद्योग केंद्र, Aurangabad. 3) निवड नस्ती (मुद्रांक शुल्क प्रमाणपर), साधोयो शाखा, मुख्यालय, मुंबई.</p>
<p>Directorate of Industries, II Floor, New Administrative Building, Opposite Mantralaya, Madam Cama Road,Mumbai – 400032. दूरध्वनी: (022) 22028100 / (022) 22023584 E-mail: dpsi@maharashtra.gov.in फॅक्स नंबर: (022) 22026826</p>

Figure 17 SDEC Certificate Format

<p>GOVERNMENT OF MAHARASHTRA महाराष्ट्र शासन DIRECTORATE OF INDUSTRIES उद्योग संचालनालय</p>
<p>No.D/PSI-2013/Exp/M/s. SANDHAR TECHNOLOGIES LTD./SDEC No.00017/2015 दिवस: 12/10/2015</p>
<p>प्र.सा.ध.प.अ</p>
<p>M/s. SANDHAR TECHNOLOGIES LTD., हा उद्योग घटक PLOT No.1-10, Khed City DTA,Khed, तालुका -Khed, जिल्हा -Pune (एकूण जमीन क्षेत्र 22970 चौ.मी.) येथे विस्तरीकरण करित आहे. सदर घटक महाराष्ट्र मुद्रांक शुल्क अधिनियम-1९५८ अंतर्गत शासन अधिसूचना क्र. मुद्रांक २०१३/अनी.सं.क्र.१४/प्र.क्र.२३५/म-१ दिनांक १४.०५.२०१३ अंतर्गत अनुसूचीतील अनुक्रमांक १ नुसार "विस्तरीकरण उद्योग घटक" म्हणून प्रमाणित करण्यात येत आहे.</p> <p>सदर मुद्रांक शुल्क सवलत प्रमाणपर सोबत जोडलेल्या अनुसूची 'अ' मधील जमिनीच्या (एकूण जमीन क्षेत्र 22970 चौ.मी.) खरेदीकीला महाराष्ट्र मुद्रांक शुल्क अधिनियम १९५८ (१९५८ चा अधिनियम क्र. ६०) याचे कलम ९ च्या खंड (अ) प्रमाणे (अनुच्छेद २५ खालील) अभिहस्तंतरणपर निष्पादित करण्यासाठी देण्यात येत आहे.</p> <p>सोबत जोडलेल्या प्रचबतीत माहिती दर्तरेणज निष्पादित केल्यानंतर तात्काळ या कार्यालयात सादर करावी.</p>
<p>NITIN PATEL अतिरिक्त उद्योग संचालक मुद्रांक कार्यालय, Mumbai</p>
<p>कार्यालयाचा पत्ता :- M/s. SANDHAR TECHNOLOGIES LTD., 124, walls street, goregaon , Mumbai Suburban, तालुका - Mumbai Suburban, जिल्हा - Mumbai Suburb, 400063.</p>
<p>कारखान्याचा पत्ता :- M/s. SANDHAR TECHNOLOGIES LTD., PLOT No.1-10, Khed City DTA,Khed, Khed, तालुका - Khed, जिल्हा - Pune, 225662.</p>
<p>पत्र :- 1) जिल्हा सह निबंधक तथा मुद्रांक जिल्हा अधिकारी, Pune. 2) महासंचालक, जिल्हा उद्योग केंद्र, Pune.</p>
<p>Directorate of Industries, II Floor, New Administrative Building, Opposite Mantralaya, Madam Cama Road, Mumbai - 400032. दूरध्वनी : (022) 22028100 / (022) 22023584 E-mail : dipsi@maharashtra.gov.in फॅक्स नंबर : (022) 22026826</p>

Figure 18 SDEC Certificate Format